



GUIDANCE NOTE

MULTI-SECTOR ANALYTICAL FRAMEWORK
FOR SECONDARY DATA REVIEWS IN EMERGENCIES

GRAPHIC DESIGNER: WWW.MARIONWYSS.CH

1. INTRODUCTION

This guidance note accompanies the Multi-Sector Analytical Framework developed through collaboration between ACAPS and UNICEF Led Clusters and Areas of Responsibility (AoR).

The analytical framework was created to support the identification of informational and analytical needs for the wider humanitarian community, including the development of secondary data reviews (SDRs). This guidance:

- describes the analytical framework components and the information required to populate them;
- describes how and when the framework can be used;
- illustrates how partners can use the framework, and shows how it can produce data to support preparedness efforts.

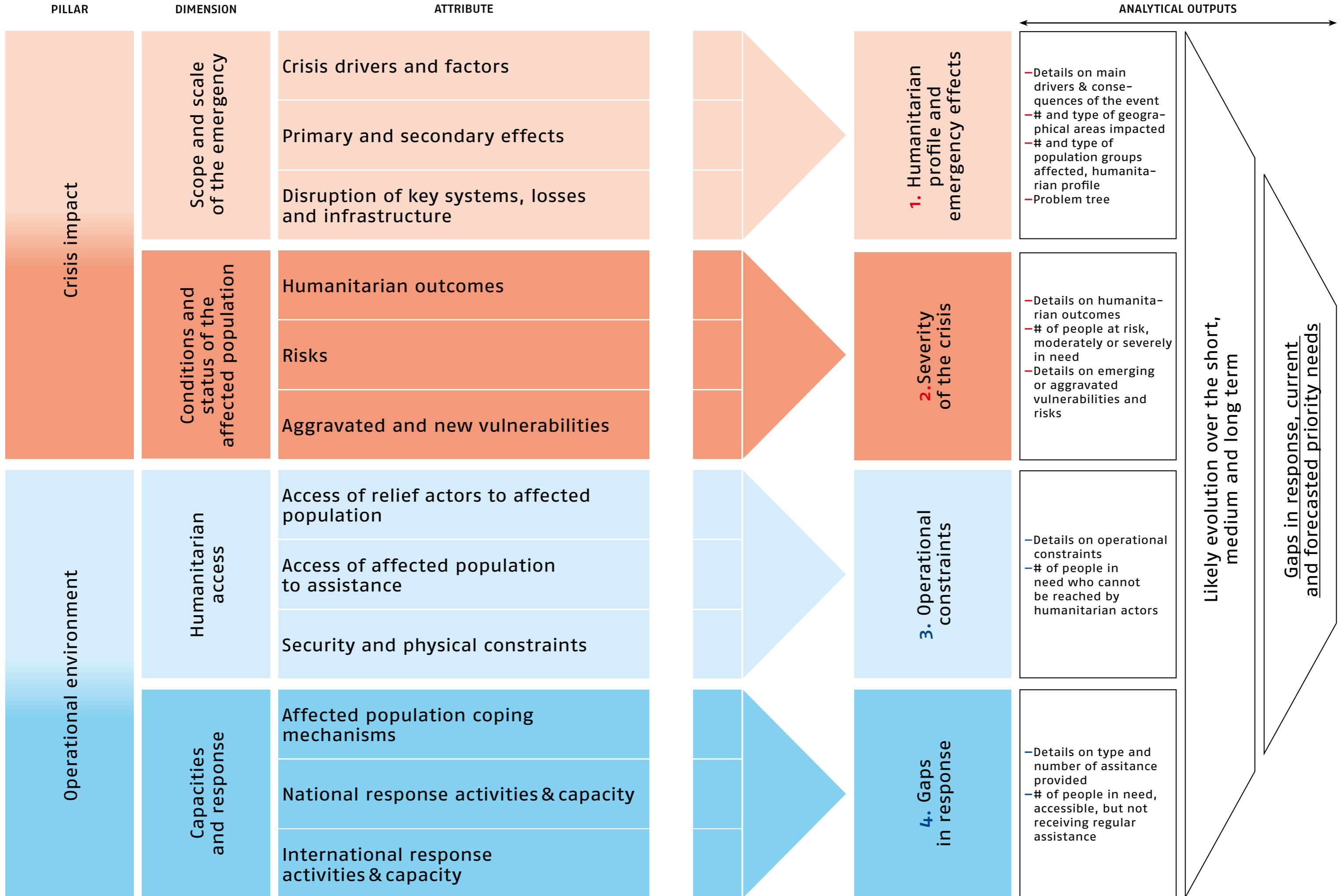
2. THE ANALYTICAL FRAMEWORK

The Multi-Sector Analytical Framework was designed to guide assessment planning as well as the collection, collation and analysis of primary and secondary data, and the production of information reports. The framework helps the assessment team ensure that analysis planning and execution are comprehensive, incorporating information from all sectors into its four components (See Figure 1). Together, these four components provide an analysis of the impact of the crisis and of the operational environment, allowing for further identification of gaps in response and priority needs:

- **Scope and scale of the emergency** provides an understanding of the nature of the conflict or hazard and pre-existing vulnerabilities or underlying factors. Analytical outputs include the geographical areas affected (to the lowest possible administrative levels), a problem tree, the effects of the crisis on the availability and access to main goods and services, an estimate of the number of people affected, and the humanitarian profile (detailing whether the population is displaced, in which setting, etc.).
- **Conditions and status of the affected population** describes the humanitarian outcomes of the crisis and their severity. These include mortality rates, morbidity, nutritional status, food insecurity, psychological trauma, among others. New emerging vulnerabilities, threats, or risks are identified in order to forecast and anticipate how the crisis might unfold in the coming months. Analytical outputs include estimates of people in need per sector and the severity of conditions (i.e., people at risk, moderately or severely in need).
- **Humanitarian access** describes the ability to access people in need and the ability of people in need to access services provided by the humanitarian community. Both physical and security issues are included. Analytical outputs include an analysis of access constraints and an estimate of the number of people in need who don't have regular access to humanitarian assistance.
- **Capacities and response** looks at the human, material, and financial resources available for the response. It describes the coping mechanisms of the affected population as well as the response being mounted by the humanitarian community and the national authorities. Analytical outputs include resource and response gaps.

The analytical outputs for each pillar of the framework should provide an overview of the current situation, how it differs from the pre-crisis situation, and its likely evolution in the coming months. As a result, it enables identification of critical response gaps and current or forecasted priority needs. Information gaps that affect confidence in the final results should be noted and communicated.

FIGURE 1 – ANALYTICAL FRAMEWORK



3. CATEGORIES OF ANALYSIS

According to the context, results of the analysis can be broken down by sector (WASH, Education, Child Protection, etc.), spatial characteristics (administrative areas, rural/urban, conflict intensity, etc.), time (before, now, and in future) or population group characteristics (people affected, vulnerable groups, socio-economic groups, sex and age intervals, etc.).

The analysis framework is applied to each category of analysis:

- to describe the humanitarian conditions and status of the concerned population;
- compare and contrast situation across categories (urban vs rural, male vs female, before vs after, etc.);
- identify similarities and differences; and
- establish what interventions are most urgently required, for whom and where.

4. WHEN TO USE THE FRAMEWORK

The analytical framework is applicable in all humanitarian contexts: sudden-onset, slow-onset, and conflict. The timelines indicated below are indicative and might be adapted depending on the situation and the type of decisions to inform:

- In **sudden-onset crises** the analytical framework can be applied to a secondary data review (SDR) immediately after the crisis becomes apparent, for release within the first three days. The analysis is regularly updated over the following two weeks, pending release of the Multi-Cluster Initial Rapid Assessment (MIRA) or clusters/sectors assessments. Producing an SDR after week two of a sudden-onset crisis is rare because primary data collection initiatives generally start producing information at this stage.
- In **slow-onset crises and conflict**, an in-depth secondary data review can be produced within one – two weeks of the start of a conflict, the declaration of an emergency, or a major change in the context. The analysis framework can also be used to inform the Humanitarian Needs Overview (HNO) or Situation Analysis, which are produced to account for the scope and scale of the crisis. Regular collection and analysis of secondary data over the timespan of the crisis is recommended to monitor significant changes in context, vulnerabilities, risks or needs.

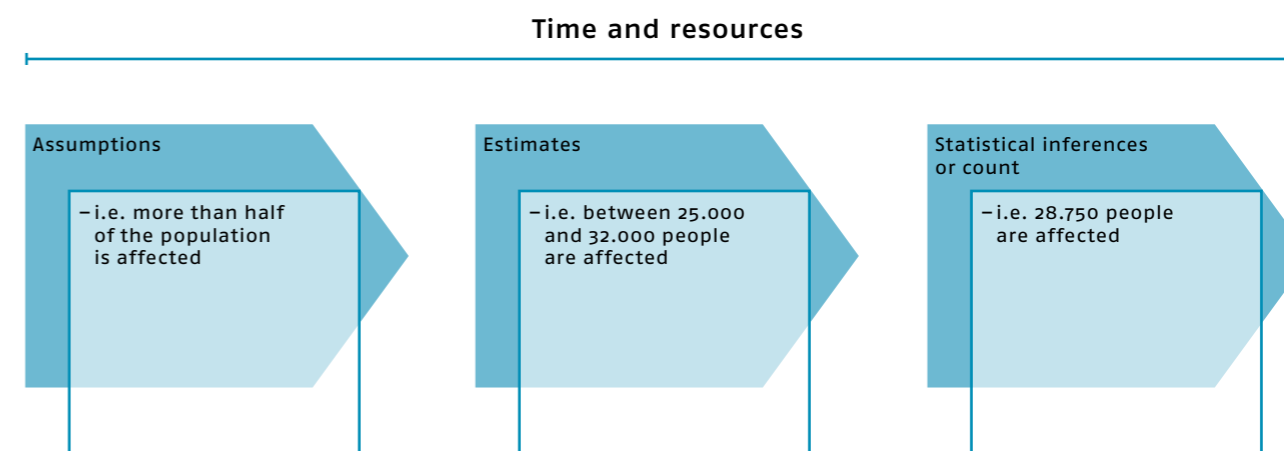
5. INFORMATION NEEDS AND INDICATORS

In the next section, information needs have been specified for each pillar of the analysis framework and for each cluster/AoR. Each sector page:


- details information needs for each Cluster/AoR by analytical framework component at different stages of the crisis;
- describes the indicators that provide the necessary information identified by each Cluster/AoR;
- describes useful pre-crisis indicators for each Cluster/AoR that can be collected and maintained by country offices as part of data preparedness, to feed into Early Warning Early Action processes;
- identifies the main online secondary sources for reference.

Definitions (i.e., people in moderate and severe need) will be defined based on the context, and communicated to clusters members to ensure comparability of metrics across geographical areas, actors and time period.

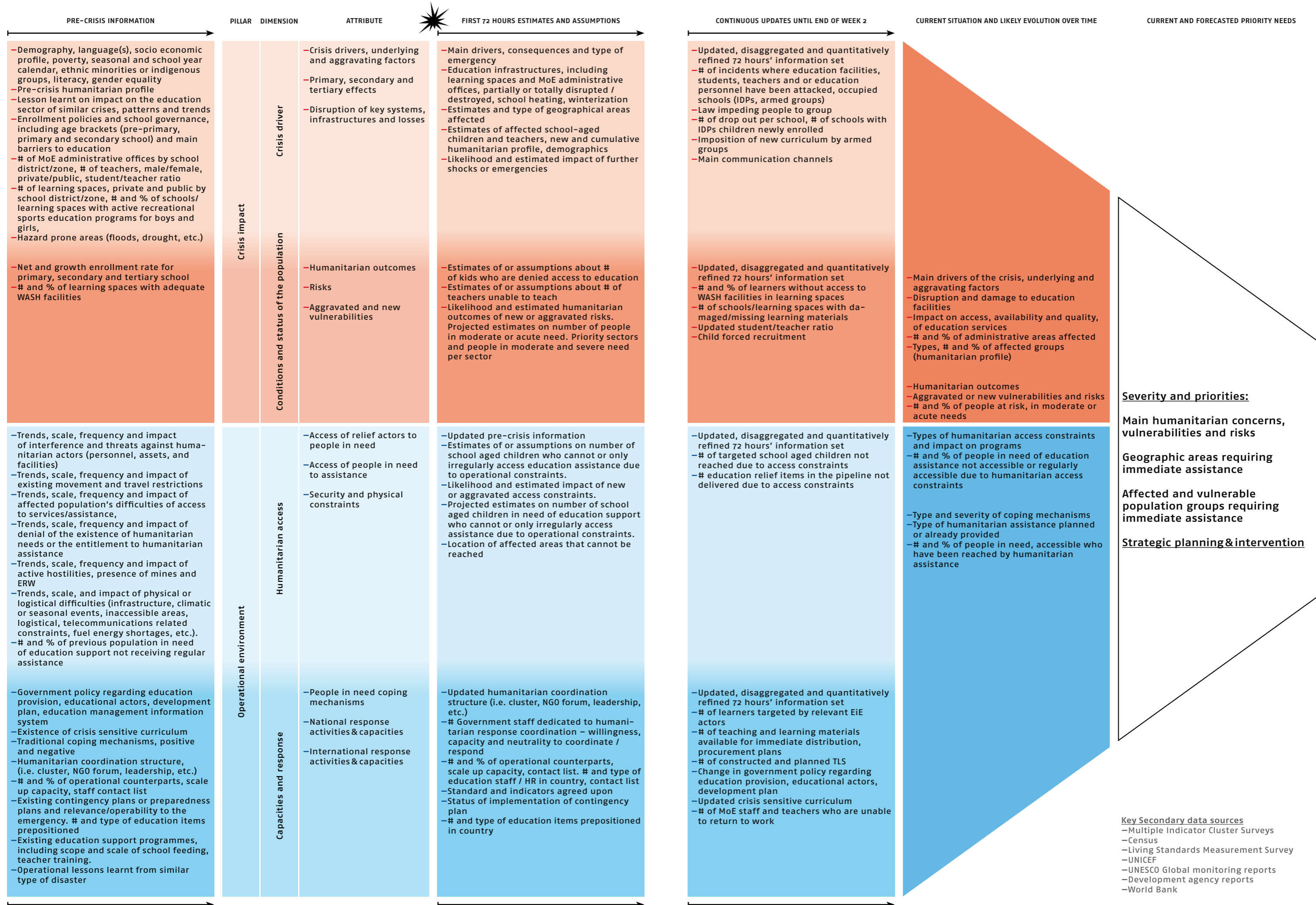
Quantifying needs: Information needs are ideally articulated as population-based indicators (i.e. number and percentage of people in need). When time and resources are lacking (i.e. in the onset of an emergency), quantities can be expressed using qualitative ('most of the population'), semi-qualitative ('between 25% and 50% of the population') or quantitative ('135,670 people') statements, depending on the technique used to produce the figures and the precision of the measurement instrument. All efforts should be undertaken to refine, update and quantify assumptions or estimates over time, using random selection or enumeration.



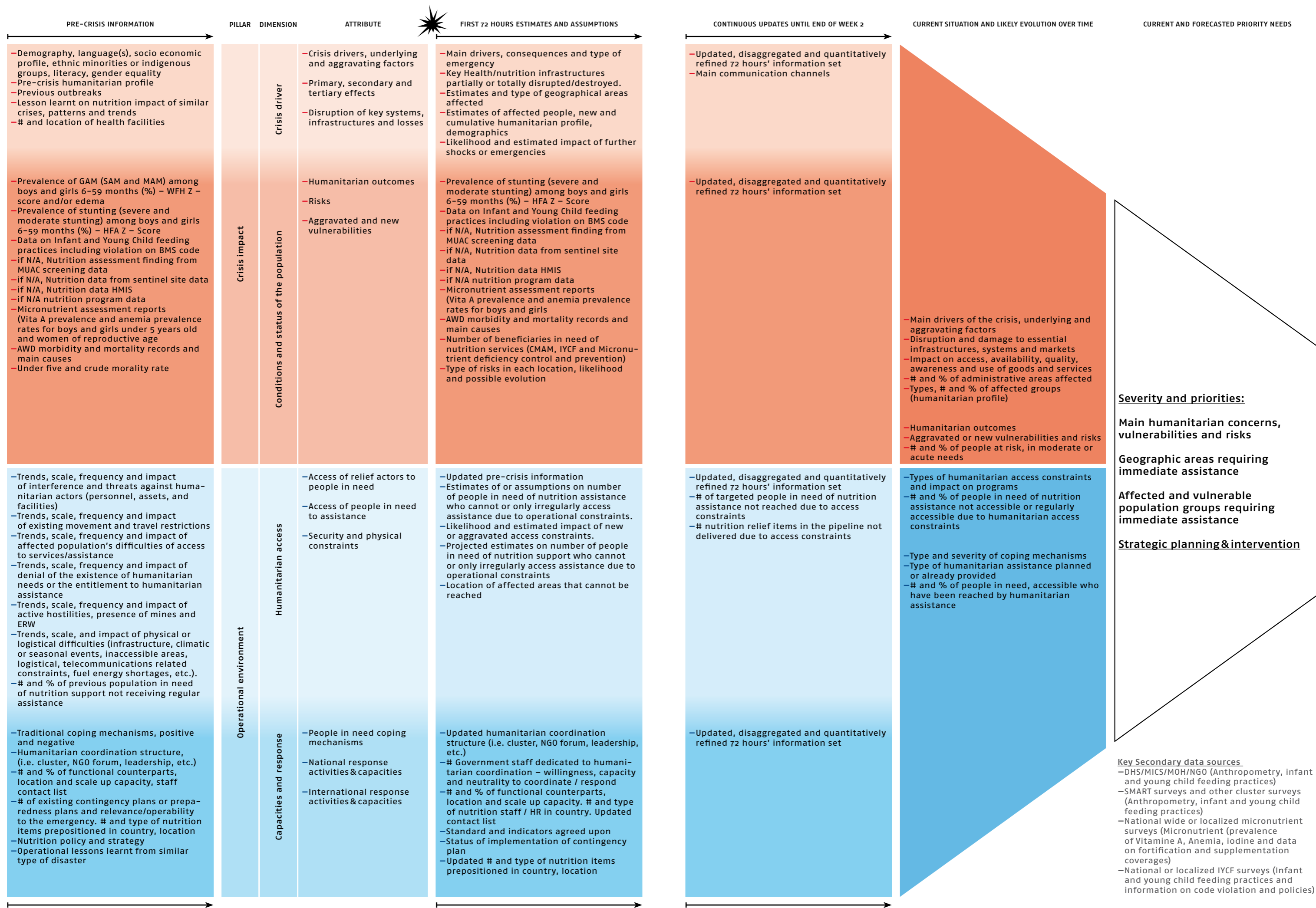
6. WASH ANALYSIS FRAMEWORK



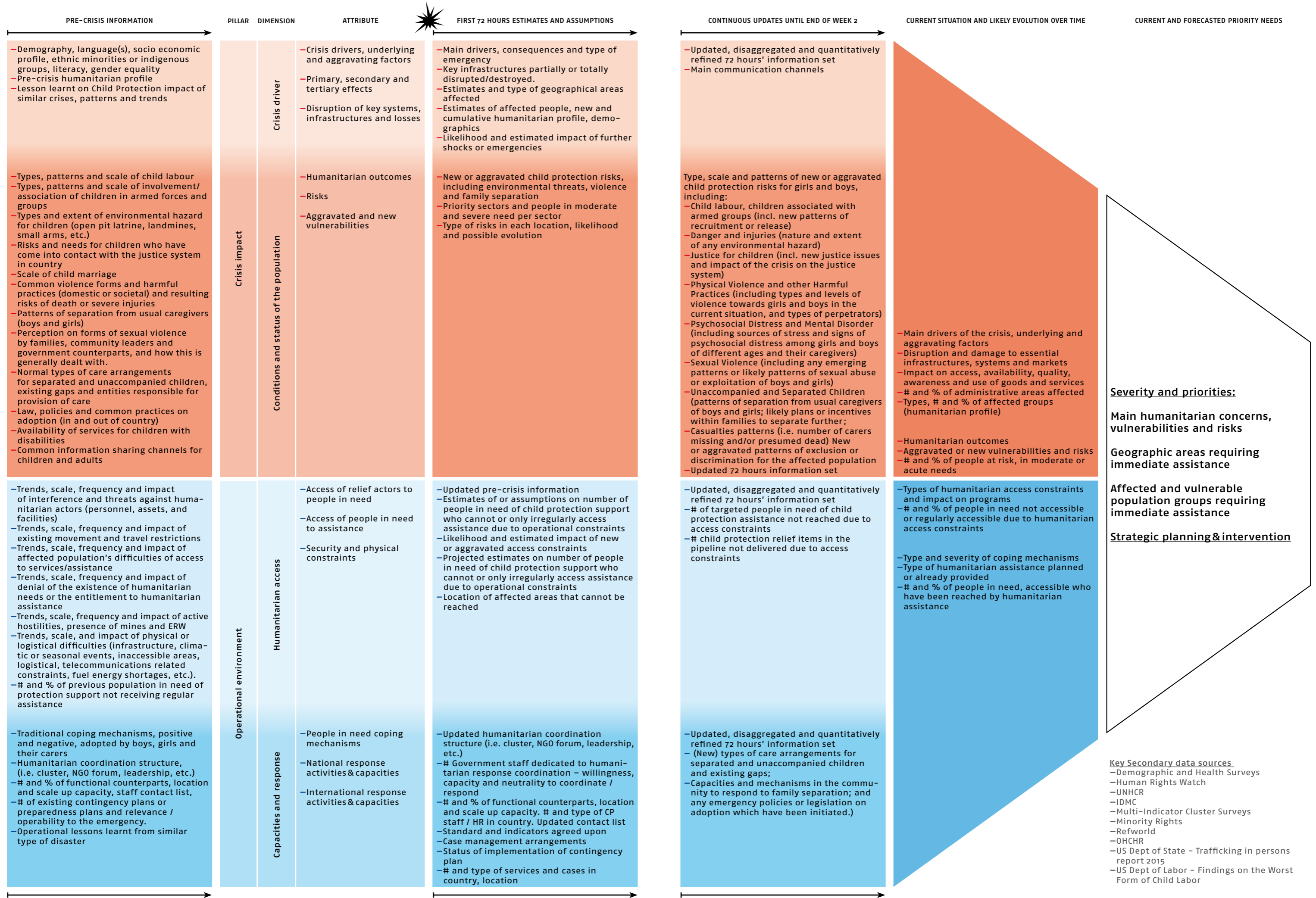
7. EDUCATION ANALYSIS FRAMEWORK



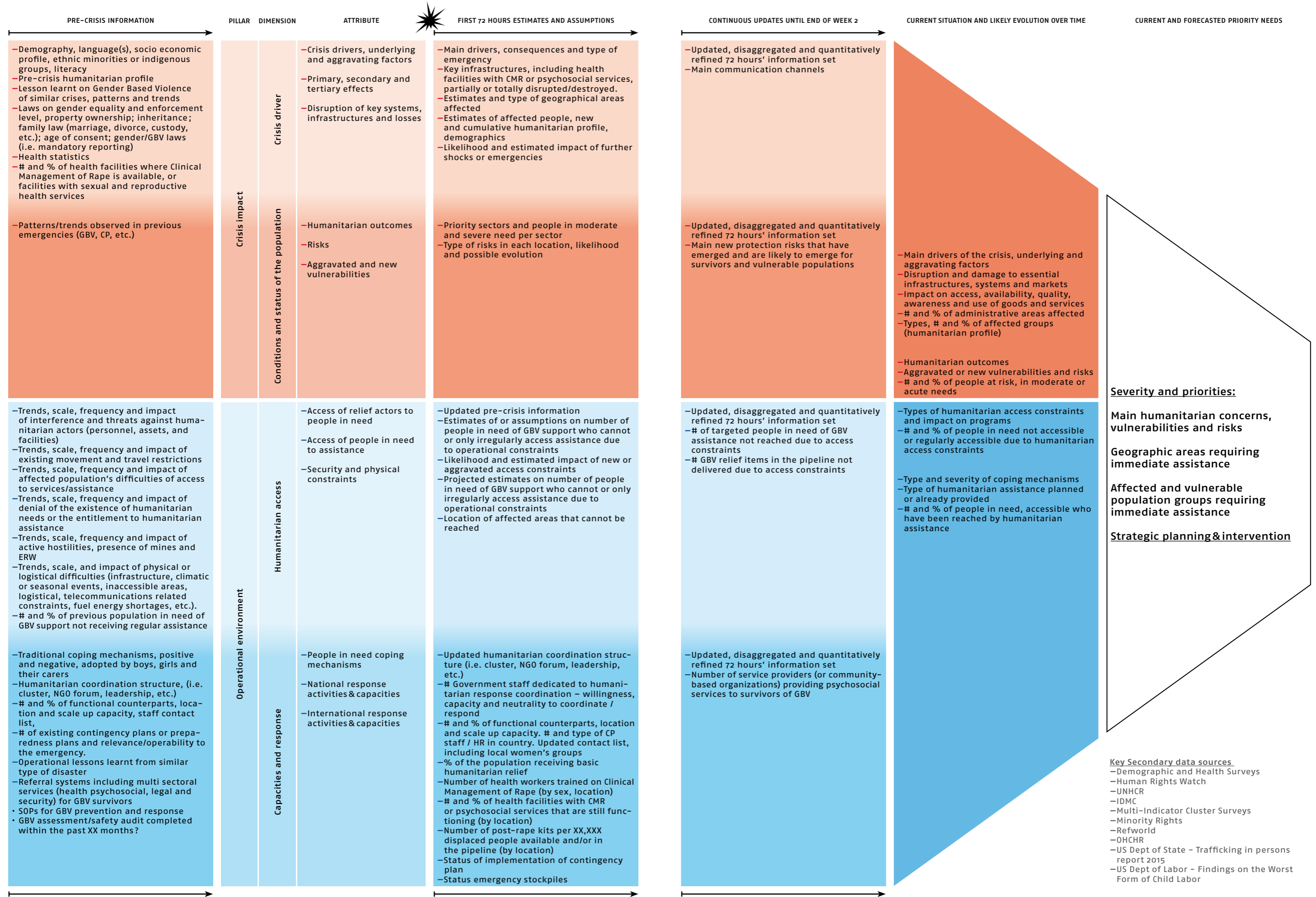
8. NUTRITION ANALYSIS FRAMEWORK



9. CHILD PROTECTION ANALYSIS FRAMEWORK



10. GENDER BASED VIOLENCE ANALYSIS FRAMEWORK



- Key Secondary data sources**
- Demographic and Health Surveys
 - Human Rights Watch
 - UNHCR
 - IDMC
 - Multi-Indicator Cluster Surveys
 - Minority Rights
 - Refworld
 - OHCHR
 - US Dept of State - Trafficking in persons report 2015
 - US Dept of Labor - Findings on the Worst Form of Child Labor

11. INTER CLUSTER ANALYSIS FRAMEWORK – COMMON INFORMATION NEEDS

